



VIN

Work order N

LEGEND
■ OK (Checked and OK)
■ CHK (Will need future attention)
■ NOK (Not OK, replacement/repair needed)
 N/A (Not applicable)

| 1 PRELIMINARY | |
|---|---|
| 1 Campaigns (recall/service) pending | <input type="checkbox"/> YES <input type="checkbox"/> NO |
| 2 MOT/Mandatory vehicle inspection (expiry date) | ___ / ___ / ___ |
| 3 Connect charge maintainer to the 12V battery before proceeding with further checks | <input type="checkbox"/> |
| 2 INTERIOR | |
| 2.1 Driver's position OK CHK NOK N/A | |
| 1 Warning light(s) ON (ESC, Airbag, MIL) | <input type="checkbox"/> <input type="checkbox"/> <input type="checkbox"/> <input type="checkbox"/> |
| 2 Stored messages on-board computer | <input type="checkbox"/> <input type="checkbox"/> <input type="checkbox"/> <input type="checkbox"/> |
| 3 Instrument cluster operation (gauges, warning lamps, lighting and dimming) | <input type="checkbox"/> <input type="checkbox"/> <input type="checkbox"/> <input type="checkbox"/> |
| 4 Digital rotary knob functionality (swipe on the touch screen) | <input type="checkbox"/> <input type="checkbox"/> <input type="checkbox"/> <input type="checkbox"/> |
| 5 Windshield wipers and washers: control stalk operation | <input type="checkbox"/> <input type="checkbox"/> <input type="checkbox"/> <input type="checkbox"/> |
| 6 Electric parking brake functionality | <input type="checkbox"/> <input type="checkbox"/> <input type="checkbox"/> <input type="checkbox"/> |
| 7 Horn functionality (all areas of pad) | <input type="checkbox"/> <input type="checkbox"/> <input type="checkbox"/> <input type="checkbox"/> |
| 8 Power windows and lock switch | <input type="checkbox"/> <input type="checkbox"/> <input type="checkbox"/> <input type="checkbox"/> |
| 9 Exterior mirrors electrochromic dimming (test with flashlight) | <input type="checkbox"/> <input type="checkbox"/> <input type="checkbox"/> <input type="checkbox"/> |
| 10 Interior mirror functionality: rear camera on/off | <input type="checkbox"/> <input type="checkbox"/> <input type="checkbox"/> <input type="checkbox"/> |
| 11 Driver's seat power movements and controls | <input type="checkbox"/> <input type="checkbox"/> <input type="checkbox"/> <input type="checkbox"/> |
| 12 Steering column movement (tilt, stroke) | <input type="checkbox"/> <input type="checkbox"/> <input type="checkbox"/> <input type="checkbox"/> |
| 13 Side mirrors functionality (controls and heating) | <input type="checkbox"/> <input type="checkbox"/> <input type="checkbox"/> <input type="checkbox"/> |
| 14 Memory function for driver seat, steering wheel, pedals and mirrors position | <input type="checkbox"/> <input type="checkbox"/> <input type="checkbox"/> <input type="checkbox"/> |
| 15 Foot pedals operation (correct stroke, effort) | <input type="checkbox"/> <input type="checkbox"/> <input type="checkbox"/> <input type="checkbox"/> |
| 16 HVAC controls/vents front and rear (functionality) | <input type="checkbox"/> <input type="checkbox"/> <input type="checkbox"/> <input type="checkbox"/> |
| 17 Defogger/defroster | <input type="checkbox"/> <input type="checkbox"/> <input type="checkbox"/> <input type="checkbox"/> |
| 18 Glove box lid and light | <input type="checkbox"/> <input type="checkbox"/> <input type="checkbox"/> <input type="checkbox"/> |
| 19 Front ceiling courtesy light | <input type="checkbox"/> <input type="checkbox"/> <input type="checkbox"/> <input type="checkbox"/> |
| 20 Rear engine compartment lid opening (with switch) | <input type="checkbox"/> <input type="checkbox"/> <input type="checkbox"/> <input type="checkbox"/> |
| 21 Front Luggage compartment (with lever) | <input type="checkbox"/> <input type="checkbox"/> <input type="checkbox"/> <input type="checkbox"/> |
| 22 Convertible hard top functionality: complete handling (until the windows closing) | <input type="checkbox"/> <input type="checkbox"/> <input type="checkbox"/> <input type="checkbox"/> |
| 23 Convertible hard top electrochromic glass (PDLC) functionality (dark and light) | <input type="checkbox"/> <input type="checkbox"/> <input type="checkbox"/> <input type="checkbox"/> |
| 24 Handling of the backlight only | <input type="checkbox"/> <input type="checkbox"/> <input type="checkbox"/> <input type="checkbox"/> |
| 25 Luggage compartment lid opening (with switch) | <input type="checkbox"/> <input type="checkbox"/> <input type="checkbox"/> <input type="checkbox"/> |
| 26 Warning chimes and bells | <input type="checkbox"/> <input type="checkbox"/> <input type="checkbox"/> <input type="checkbox"/> |
| 27 Radio/USB: date and time setting, audio quality, radio reception, display visibility and functionality | <input type="checkbox"/> <input type="checkbox"/> <input type="checkbox"/> <input type="checkbox"/> |
| 28 Multimedia controls: knobs and steering wheel commands | <input type="checkbox"/> <input type="checkbox"/> <input type="checkbox"/> <input type="checkbox"/> |
| 29 Test call with Bluetooth-connected mobile phone | <input type="checkbox"/> <input type="checkbox"/> <input type="checkbox"/> <input type="checkbox"/> |
| 30 Voice commands | <input type="checkbox"/> <input type="checkbox"/> <input type="checkbox"/> <input type="checkbox"/> |
| 31 Navigation system mapping updated | <input type="checkbox"/> <input type="checkbox"/> <input type="checkbox"/> <input type="checkbox"/> |
| 32 Wireless charger functionality (if present) | <input type="checkbox"/> <input type="checkbox"/> <input type="checkbox"/> <input type="checkbox"/> |
| 33 Owner's documentation | <input type="checkbox"/> <input type="checkbox"/> <input type="checkbox"/> <input type="checkbox"/> |
| 34 Domelamp functionality | <input type="checkbox"/> <input type="checkbox"/> <input type="checkbox"/> <input type="checkbox"/> |
| 35 Check Carplay/Android Auto operation both via Cable and Wireless | <input type="checkbox"/> <input type="checkbox"/> <input type="checkbox"/> <input type="checkbox"/> |
| 2.2 Left front | |
| 1 Left front seat belt (sliding/return/insert) | <input type="checkbox"/> <input type="checkbox"/> <input type="checkbox"/> <input type="checkbox"/> |
| 2 Seat belt reminder switch/light | <input type="checkbox"/> <input type="checkbox"/> <input type="checkbox"/> <input type="checkbox"/> |
| 3 Door button opening/closing functionality (with door lock ON/OFF). Check door opening from the outside with mechanical key and Smart key and from the internal with e-Latch and mechanical unlocking. | <input type="checkbox"/> <input type="checkbox"/> <input type="checkbox"/> <input type="checkbox"/> |
| 4 Door opening/closing noise or difficulties (with window up/down) | <input type="checkbox"/> <input type="checkbox"/> <input type="checkbox"/> <input type="checkbox"/> |
| 5 Short drop | <input type="checkbox"/> <input type="checkbox"/> <input type="checkbox"/> <input type="checkbox"/> |
| 6 Left front seat heater (if present) | <input type="checkbox"/> <input type="checkbox"/> <input type="checkbox"/> <input type="checkbox"/> |

| 7 "Easy Entry" seat back tilt | <input type="checkbox"/> <input type="checkbox"/> <input type="checkbox"/> <input type="checkbox"/> |
|---|---|
| 2.4 Luggage compartment | |
| 1 Front luggage compartment opening and closing (with interior lever) | <input type="checkbox"/> <input type="checkbox"/> <input type="checkbox"/> <input type="checkbox"/> |
| 2 Luggage compartment hinges, alignment and struts | <input type="checkbox"/> <input type="checkbox"/> <input type="checkbox"/> <input type="checkbox"/> |
| 3 Front luggage cover integrity (including fixing pins) | <input type="checkbox"/> <input type="checkbox"/> <input type="checkbox"/> <input type="checkbox"/> |
| 4 Battery: secure fastening, correct type, no visible damage (remove the front trunk) | <input type="checkbox"/> <input type="checkbox"/> <input type="checkbox"/> <input type="checkbox"/> |
| 5 Emergency equipment: reflective jacket, warning triangle, first aid kit (check expiry date) | <input type="checkbox"/> <input type="checkbox"/> <input type="checkbox"/> <input type="checkbox"/> |
| 6 Luggage compartment seals | <input type="checkbox"/> <input type="checkbox"/> <input type="checkbox"/> <input type="checkbox"/> |
| 7 Luggage compartment light | <input type="checkbox"/> <input type="checkbox"/> <input type="checkbox"/> <input type="checkbox"/> |
| 8 Tyre repair kit (presence, condition, expiry date) | <input type="checkbox"/> <input type="checkbox"/> <input type="checkbox"/> <input type="checkbox"/> |
| 9 Spare wheel (if present): condition, correct tyre pressure | <input type="checkbox"/> <input type="checkbox"/> <input type="checkbox"/> <input type="checkbox"/> |
| 10 Emergency tool kit (completeness) | <input type="checkbox"/> <input type="checkbox"/> <input type="checkbox"/> <input type="checkbox"/> |
| 11 12V power socket | <input type="checkbox"/> <input type="checkbox"/> <input type="checkbox"/> <input type="checkbox"/> |
| 12 Rear luggage compartment opening and closing (with keyfobs, interior button) | <input type="checkbox"/> <input type="checkbox"/> <input type="checkbox"/> <input type="checkbox"/> |
| 13 Rear luggage compartment hinges, alignment and struts | <input type="checkbox"/> <input type="checkbox"/> <input type="checkbox"/> <input type="checkbox"/> |
| 14 Rear luggage cover integrity (including fixing pins) | <input type="checkbox"/> <input type="checkbox"/> <input type="checkbox"/> <input type="checkbox"/> |
| 15 Rear luggage compartment light | <input type="checkbox"/> <input type="checkbox"/> <input type="checkbox"/> <input type="checkbox"/> |
| 2.6 Right front | |
| 1 Right front seat belt (sliding/return/insert) | <input type="checkbox"/> <input type="checkbox"/> <input type="checkbox"/> <input type="checkbox"/> |
| 2 Seat belt reminder switch/light | <input type="checkbox"/> <input type="checkbox"/> <input type="checkbox"/> <input type="checkbox"/> |
| 3 Door button opening/closing functionality (with door lock ON/OFF). Check door opening from the outside with Smart key, and from the internal with e-Latch | <input type="checkbox"/> <input type="checkbox"/> <input type="checkbox"/> <input type="checkbox"/> |
| 4 Door opening/closing noise or difficulties (with window up/down) | <input type="checkbox"/> <input type="checkbox"/> <input type="checkbox"/> <input type="checkbox"/> |
| 5 Pre-short drop | <input type="checkbox"/> <input type="checkbox"/> <input type="checkbox"/> <input type="checkbox"/> |
| 6 Power seat controls and movement | <input type="checkbox"/> <input type="checkbox"/> <input type="checkbox"/> <input type="checkbox"/> |
| 7 Right front seat heater (if present) | <input type="checkbox"/> <input type="checkbox"/> <input type="checkbox"/> <input type="checkbox"/> |
| 8 Right front vents | <input type="checkbox"/> <input type="checkbox"/> <input type="checkbox"/> <input type="checkbox"/> |
| 9 Glove box handle, lock and light | <input type="checkbox"/> <input type="checkbox"/> <input type="checkbox"/> <input type="checkbox"/> |
| 3 EXTERIOR | |
| 3.0 Exterior walkaround and security check | |
| 1 All doors lock properly with keyfob | <input type="checkbox"/> <input type="checkbox"/> <input type="checkbox"/> <input type="checkbox"/> |
| 2 All doors unlock and open properly with keyfob | <input type="checkbox"/> <input type="checkbox"/> <input type="checkbox"/> <input type="checkbox"/> |
| 3 Anti theft alarm system (functionality) | <input type="checkbox"/> <input type="checkbox"/> <input type="checkbox"/> <input type="checkbox"/> |
| 4 Body, paintwork and glass damage | <input type="checkbox"/> <input type="checkbox"/> <input type="checkbox"/> <input type="checkbox"/> |
| 5 Headlights: high and low beam, position/DRL, turn indicator and side marker lights | <input type="checkbox"/> <input type="checkbox"/> <input type="checkbox"/> <input type="checkbox"/> |
| 6 Side turn indicator lights | <input type="checkbox"/> <input type="checkbox"/> <input type="checkbox"/> <input type="checkbox"/> |
| 7 Taillights: position, brake (side and central), reverse, turn indicator, and fog lights | <input type="checkbox"/> <input type="checkbox"/> <input type="checkbox"/> <input type="checkbox"/> |
| 3.1 Front exterior | |
| 1 Front headlight lens condition | <input type="checkbox"/> <input type="checkbox"/> <input type="checkbox"/> <input type="checkbox"/> |
| 2 Front bumper, grille and trident emblem (fixing, alignment, damages) | <input type="checkbox"/> <input type="checkbox"/> <input type="checkbox"/> <input type="checkbox"/> |
| 3 Windscreen glass | <input type="checkbox"/> <input type="checkbox"/> <input type="checkbox"/> <input type="checkbox"/> |
| 4 Windscreen wiper blades | <input type="checkbox"/> <input type="checkbox"/> <input type="checkbox"/> <input type="checkbox"/> |
| 5 Towbar: check presence, installation, safety key and front bumper cover | <input type="checkbox"/> <input type="checkbox"/> <input type="checkbox"/> <input type="checkbox"/> |
| 3.2 Left front exterior | |
| 1 Door lock cylinder functionality | <input type="checkbox"/> <input type="checkbox"/> <input type="checkbox"/> <input type="checkbox"/> |
| 2 Left front keyless entry: locking with button on door handle | <input type="checkbox"/> <input type="checkbox"/> <input type="checkbox"/> <input type="checkbox"/> |
| 3 Left front side mirror housing and glass | <input type="checkbox"/> <input type="checkbox"/> <input type="checkbox"/> <input type="checkbox"/> |
| 4 Left front door hinge and alignment | <input type="checkbox"/> <input type="checkbox"/> <input type="checkbox"/> <input type="checkbox"/> |
| 5 Left front door seals | <input type="checkbox"/> <input type="checkbox"/> <input type="checkbox"/> <input type="checkbox"/> |

| 3.3 Rear exterior | | | |
|-------------------|---|--|--------------------------|
| 1 | Fuel lid correctly locking and unlocking | | <input type="checkbox"/> |
| 2 | Number plate: fixing, condition and lights | | <input type="checkbox"/> |
| 3 | Tonneau cover (condition, alignment) | | <input type="checkbox"/> |
| 4 | Tail pipes correct alignment | | <input type="checkbox"/> |
| 5 | Rear bumper fascia (fixing, alignment, damages) | | <input type="checkbox"/> |
| 6 | Parking sensors (position and condition) | | <input type="checkbox"/> |

| 3.4 Right front exterior | | | |
|--------------------------|---|--|--------------------------|
| 1 | Right front keyless entry: locking with button on door handle | | <input type="checkbox"/> |
| 2 | Right front side mirror housing and glass | | <input type="checkbox"/> |
| 3 | Right front door hinge and alignment | | <input type="checkbox"/> |
| 4 | Right front door seals | | <input type="checkbox"/> |

| 3.5 Top exterior | | | |
|------------------|----------------------------------|--|--------------------------|
| 1 | Convertible hard top (condition) | | <input type="checkbox"/> |

| 3.6 Wheels and tyres | | | | |
|----------------------|---------------------------------------|--------------------------|-------------------------------|-----------------------------|
| 1 | Tyres: correct size and specification | | | <input type="checkbox"/> |
| 2 | Tyres | Condition | Tread depth and wear evenness | Pressure (measure w/ gauge) |
| | Front left | <input type="checkbox"/> | <input type="checkbox"/> | <input type="checkbox"/> |
| | Rear left | <input type="checkbox"/> | <input type="checkbox"/> | <input type="checkbox"/> |
| | Rear right | <input type="checkbox"/> | <input type="checkbox"/> | <input type="checkbox"/> |
| | Front right | <input type="checkbox"/> | <input type="checkbox"/> | <input type="checkbox"/> |

| | | | | |
|---|-------------|--------------------------|---|---------------------------------------|
| 3 | Rims | Condition | Bolts tightening (with dynamometric wrench) | Wheel bearing condition (play, noise) |
| | Front left | <input type="checkbox"/> | <input type="checkbox"/> | <input type="checkbox"/> |
| | Rear left | <input type="checkbox"/> | <input type="checkbox"/> | <input type="checkbox"/> |
| | Rear right | <input type="checkbox"/> | <input type="checkbox"/> | <input type="checkbox"/> |
| | Front right | <input type="checkbox"/> | <input type="checkbox"/> | <input type="checkbox"/> |

| 4 ENGINE COMPARTMENT | | | |
|----------------------|---|--|--------------------------|
| 1 | Engine oil cap | | <input type="checkbox"/> |
| 2 | Engine oil level | | <input type="checkbox"/> |
| 3 | All hoses (cracks, damages, leaks) | | <input type="checkbox"/> |
| 4 | Engine coolant circuit(s): fluid level, reservoir and cap integrity | | <input type="checkbox"/> |
| 5 | Signs of oil/soot in coolant | | <input type="checkbox"/> |
| 6 | Signs of overheating | | <input type="checkbox"/> |
| 7 | Brake fluid last replacement (no more than 2 years) | | <input type="checkbox"/> |
| 8 | Check integrity of visible structural members (suspension domes, upper engine mounts, radiator group supports...) | | <input type="checkbox"/> |
| 9 | Front Luggage compartment: Windscreen washer fluid level and reservoir cap | | <input type="checkbox"/> |
| 10 | Front Luggage compartment: Brake fluid level, reservoir and cap check | | <input type="checkbox"/> |
| 11 | Front Luggage compartment: Lifter fluid level reservoir and cap check | | <input type="checkbox"/> |

5 UNDER THE VEHICLE

| 5.1 Under body | | | |
|----------------|--|--|--------------------------|
| 1 | Frame spot welds and seams (condition, integrity) | | <input type="checkbox"/> |
| 2 | Front sub frame (fixing, condition) | | <input type="checkbox"/> |
| 3 | Engine mounts (bottom area) | | <input type="checkbox"/> |
| 4 | Front suspension arms | | <input type="checkbox"/> |
| 5 | Front suspension: struts, shocks and spring | | <input type="checkbox"/> |
| 6 | Front suspension: sway bars/links/bushings | | <input type="checkbox"/> |
| 7 | Steering arms, rack and boots: integrity and leak check | | <input type="checkbox"/> |
| 8 | Rear sub frame (fixing, condition) | | <input type="checkbox"/> |
| 9 | Rear suspension arms | | <input type="checkbox"/> |
| 10 | Rear suspension: struts, shocks and spring | | <input type="checkbox"/> |
| 11 | Rear suspension: sway bars/links/bushings | | <input type="checkbox"/> |
| 12 | Bottom of front and rear bumpers (visual damage) | | <input type="checkbox"/> |
| 13 | Under body covers and heat shields (fixing, condition) | | <input type="checkbox"/> |
| 14 | Exhaust: visual inspection (corrosion, road damage) of all components, pipes and attachment points | | <input type="checkbox"/> |
| 15 | Visual inspection of all exposed electrical components and connections | | <input type="checkbox"/> |

| | | | |
|----|--|--|--------------------------|
| 16 | Fuel tank and holding straps (condition) | | <input type="checkbox"/> |
| 17 | Fuel lines (integrity) | | <input type="checkbox"/> |
| 18 | Visible leaks | | <input type="checkbox"/> |

| 5.2 Transmission/Transaxle/Differential | | | |
|---|--------------------------------------|--|--------------------------|
| 1 | Transmission/mounts/control linkages | | <input type="checkbox"/> |
| 2 | Visible leaks | | <input type="checkbox"/> |

| 5.3 Brakes | | | |
|------------|---|--|--------------------------|
| 1 | Brake calipers, hoses, lines and fittings: inspect for cracks and leaks | | <input type="checkbox"/> |

| | | |
|---|-------------|--------------------------|
| 2 | Brake pads | Condition and thickness |
| | Front left | <input type="checkbox"/> |
| | Rear left | <input type="checkbox"/> |
| | Rear right | <input type="checkbox"/> |
| | Front right | <input type="checkbox"/> |

| | | |
|---|-------------|--------------------------|
| 3 | Brake disc | Condition and thickness |
| | Front left | <input type="checkbox"/> |
| | Rear left | <input type="checkbox"/> |
| | Rear right | <input type="checkbox"/> |
| | Front right | <input type="checkbox"/> |

6 OVERALL FUNCTIONAL ROAD TEST

| 6.1 Engine and drivetrain | | | |
|---------------------------|---|--|--------------------------|
| 1 | Engine starting performance (cold condition): cranking time, noise, shake | | <input type="checkbox"/> |
| 2 | Engine starting performance (warm condition): cranking time, noise, shake | | <input type="checkbox"/> |
| 3 | Engine idle stability (cold condition) | | <input type="checkbox"/> |
| 4 | Engine idle stability (warm condition) | | <input type="checkbox"/> |
| 5 | Idle drive | | <input type="checkbox"/> |
| 6 | Drive modes (WET-GT-SPORT-CORSA) | | <input type="checkbox"/> |
| 7 | Exhaust bypass valves (or ANC) operation (SPORT mode) | | <input type="checkbox"/> |
| 8 | Gearshift lever and paddles (operation, feel) | | <input type="checkbox"/> |
| 9 | Cooling fan (check activation with hot engine) | | <input type="checkbox"/> |
| 10 | Lifter functionality | | <input type="checkbox"/> |

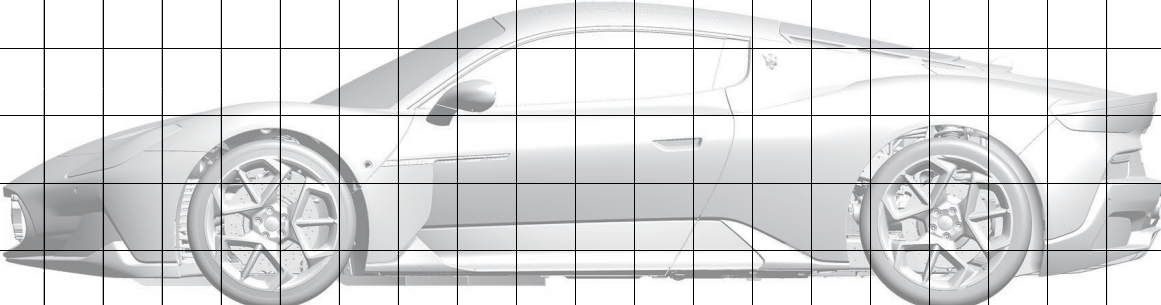




| 6.2 Braking | | | |
|-------------|--|--|--------------------------|
| 1 | Brake pedal feel, free play and travel | | <input type="checkbox"/> |
| 2 | Braking performance (stopping distance, tendency to lock wheels) | | <input type="checkbox"/> |
| 3 | Braking behaviour (noise, vibrations, pulling or pulsating) | | <input type="checkbox"/> |
| 4 | ABS functionality | | <input type="checkbox"/> |
| 5 | Emergency braking (via EPB switch) | | <input type="checkbox"/> |
| 6 | Parking brake (proper operation) | | <input type="checkbox"/> |
| 7 | Hill holder functionality (on slope) | | <input type="checkbox"/> |

| 6.3 Overall driveability and functionality | | | |
|--|--|--|--------------------------|
| 1 | Steering behaviour (tracking, pulling, play in the steering system) | | <input type="checkbox"/> |
| 2 | Steering effort, power steering functionality | | <input type="checkbox"/> |
| 3 | Steering wheel (return, central position alignment, free play, symmetry in turning circle) | | <input type="checkbox"/> |
| 4 | Suspension performance (handling, damping, leaning, noises) | | <input type="checkbox"/> |
| 5 | Overall vehicle ride quality (noise, vibration) | | <input type="checkbox"/> |
| 6 | Instrument panel gauges operation | | <input type="checkbox"/> |
| 7 | Cruise control (traditional and adaptive) | | <input type="checkbox"/> |
| 8 | Blind spot alert chime and visual warning | | <input type="checkbox"/> |
| 9 | SAT/NAVI functionality | | <input type="checkbox"/> |
| 10 | HVAC operating performance (selecting COLD - HOT) | | <input type="checkbox"/> |
| 11 | Odours (fuel, exhaust, molds...) | | <input type="checkbox"/> |
| 12 | Rear/surround view system (test and lens cleaning) | | <input type="checkbox"/> |
| 13 | Automatic door lock after departure (depending on settings) | | <input type="checkbox"/> |
| 14 | Parking sensors operation (front and rear, both sides) | | <input type="checkbox"/> |
| 15 | Rear view camera/360° view camera (check functionality) | | <input type="checkbox"/> |
| 16 | Internal rear view mirror | | <input type="checkbox"/> |

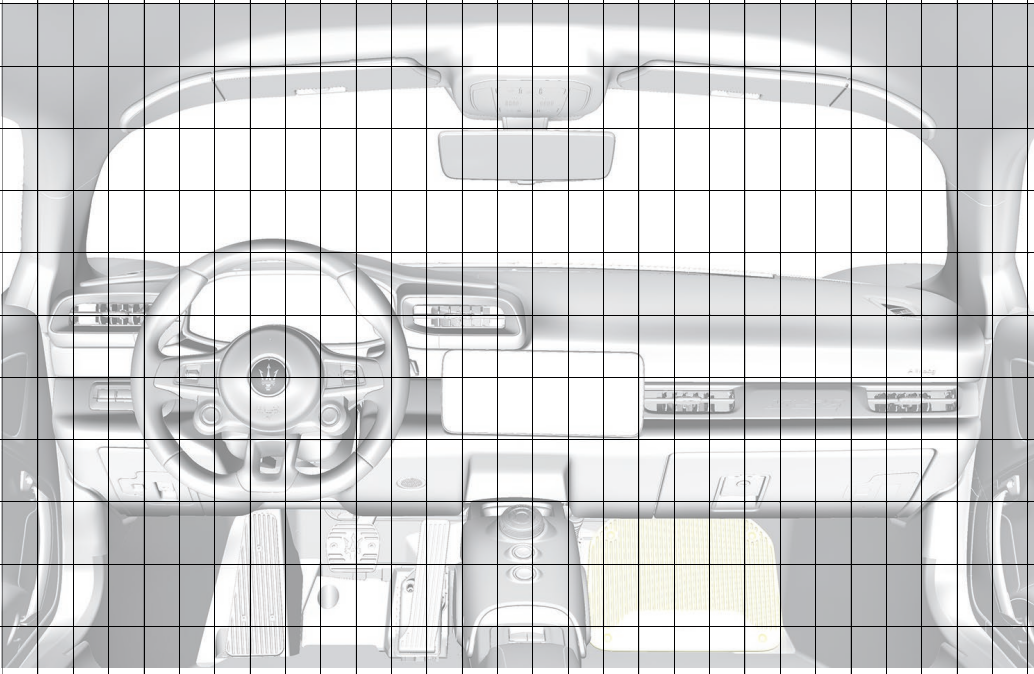
| 6.4 After road test | | | |
|---------------------|------------------|--|--------------------------|
| 1 | Visible leaks | | <input type="checkbox"/> |
| 2 | Engine oil level | | <input type="checkbox"/> |

| | | | | | |
|-----------------------|--|--------------------------|--------------------------|--------------------------|--------------------------|
| 3 | Check warning lamps and stored messages | <input type="checkbox"/> | <input type="checkbox"/> | <input type="checkbox"/> | <input type="checkbox"/> |
| 4 | Check for error codes using MD tester | <input type="checkbox"/> | <input type="checkbox"/> | <input type="checkbox"/> | <input type="checkbox"/> |
| 7 OTHER CHECKS | | | | | |
| 1 | Check for TPMS correct calibration and functionality | <input type="checkbox"/> | <input type="checkbox"/> | <input type="checkbox"/> | <input type="checkbox"/> |
| 2 | Check for maps and IVH updates | <input type="checkbox"/> | <input type="checkbox"/> | <input type="checkbox"/> | <input type="checkbox"/> |

8. FAULT LOCATION

| | 1 | 2 | 3 | 4 | 5 | 6 | 7 | 8 | 9 | 10 | 11 | 12 | 13 | 14 | 15 | 16 | 17 | 18 | 19 | 20 | 21 | 22 | 23 |
|---|--|---|---|---|---|---|---|---|---|----|----|----|----|----|----|----|----|----|----|----|----|----|----|
| A |  | | | | | | | | | | | | | | | | | | | | | | |
| B | | | | | | | | | | | | | | | | | | | | | | | |
| C | | | | | | | | | | | | | | | | | | | | | | | |
| D | | | | | | | | | | | | | | | | | | | | | | | |
| E | | | | | | | | | | | | | | | | | | | | | | | |
| F |  | | | | | | | | | | | | | | | | | | | | | | |
| G | | | | | | | | | | | | | | | | | | | | | | | |
| H | | | | | | | | | | | | | | | | | | | | | | | |
| I | | | | | | | | | | | | | | | | | | | | | | | |
| J | | | | | | | | | | | | | | | | | | | | | | | |
| K |  | | | | | | | | | | | | | | | | | | | | | | |
| L | | | | | | | | | | | | | | | | | | | | | | | |
| M | | | | | | | | | | | | | | | | | | | | | | | |
| N | | | | | | | | | | | | | | | | | | | | | | | |
| O | | | | | | | | | | | | | | | | | | | | | | | |
| P |  | | | | | | | | | | | | | | | | | | | | | | |
| Q | | | | | | | | | | | | | | | | | | | | | | | |
| R | | | | | | | | | | | | | | | | | | | | | | | |
| S | | | | | | | | | | | | | | | | | | | | | | | |
| T | | | | | | | | | | | | | | | | | | | | | | | |
| U |  | | | | | | | | | | | | | | | | | | | | | | |
| V | | | | | | | | | | | | | | | | | | | | | | | |
| W | | | | | | | | | | | | | | | | | | | | | | | |
| X | | | | | | | | | | | | | | | | | | | | | | | |
| Y | | | | | | | | | | | | | | | | | | | | | | | |
| Z | | | | | | | | | | | | | | | | | | | | | | | |

Insert coordinates, suspected component (if identified)

| | | | | | | | | | | | | | | | | | | | | | | | | | | | | | | |
|---|--|---|---|---|---|---|---|---|---|----|----|----|----|----|----|----|----|----|----|----|----|----|----|----|----|----|----|----|----|----|
| | 1 | 2 | 3 | 4 | 5 | 6 | 7 | 8 | 9 | 10 | 11 | 12 | 13 | 14 | 15 | 16 | 17 | 18 | 19 | 20 | 21 | 22 | 23 | 24 | 25 | 26 | 27 | 28 | 29 | 30 |
| A |  | | | | | | | | | | | | | | | | | | | | | | | | | | | | | |
| B | | | | | | | | | | | | | | | | | | | | | | | | | | | | | | |
| C | | | | | | | | | | | | | | | | | | | | | | | | | | | | | | |
| D | | | | | | | | | | | | | | | | | | | | | | | | | | | | | | |
| E | | | | | | | | | | | | | | | | | | | | | | | | | | | | | | |
| F | | | | | | | | | | | | | | | | | | | | | | | | | | | | | | |
| G | | | | | | | | | | | | | | | | | | | | | | | | | | | | | | |
| H | | | | | | | | | | | | | | | | | | | | | | | | | | | | | | |
| I | | | | | | | | | | | | | | | | | | | | | | | | | | | | | | |
| J | | | | | | | | | | | | | | | | | | | | | | | | | | | | | | |
| K | | | | | | | | | | | | | | | | | | | | | | | | | | | | | | |
| L | | | | | | | | | | | | | | | | | | | | | | | | | | | | | | |
| M | | | | | | | | | | | | | | | | | | | | | | | | | | | | | | |
| N | | | | | | | | | | | | | | | | | | | | | | | | | | | | | | |
| O | | | | | | | | | | | | | | | | | | | | | | | | | | | | | | |
| P | | | | | | | | | | | | | | | | | | | | | | | | | | | | | | |
| Q | | | | | | | | | | | | | | | | | | | | | | | | | | | | | | |
| R | | | | | | | | | | | | | | | | | | | | | | | | | | | | | | |
| S | | | | | | | | | | | | | | | | | | | | | | | | | | | | | | |

Insert coordinates, suspected component (if identified)

Extra/Notes

Section Item

| | | | | | |
|--------------------------|--------------------------|---|--------------------------|--------------------------|-------|
| <input type="checkbox"/> | <input type="checkbox"/> | / | <input type="checkbox"/> | <input type="checkbox"/> | _____ |
| <input type="checkbox"/> | <input type="checkbox"/> | / | <input type="checkbox"/> | <input type="checkbox"/> | _____ |
| <input type="checkbox"/> | <input type="checkbox"/> | / | <input type="checkbox"/> | <input type="checkbox"/> | _____ |
| <input type="checkbox"/> | <input type="checkbox"/> | / | <input type="checkbox"/> | <input type="checkbox"/> | _____ |
| <input type="checkbox"/> | <input type="checkbox"/> | / | <input type="checkbox"/> | <input type="checkbox"/> | _____ |
| <input type="checkbox"/> | <input type="checkbox"/> | / | <input type="checkbox"/> | <input type="checkbox"/> | _____ |

Dealership stamp

Inspection performed by
(Name/Surname)

Inspection date
(MM/DD/YYYY)

Signature